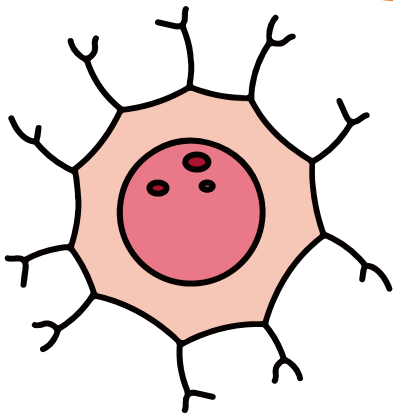



# Master your SLIDE TRANSITIONS



Think of your slide transitions as the connective tissue of your presentation.

FOLLOW THESE 4 STEPS TO MASTER THEM.

## STEP 1

### PLAN EACH TRANSITION

Write them down.



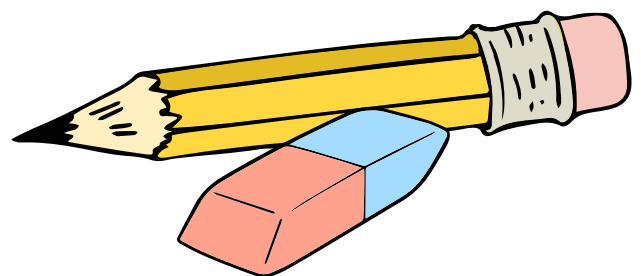
## STEP 2

REHEARSE WITH SOMEONE ELSE MOVING THE SLIDES ON

## STEP 3

### ADJUST YOUR TRANSITIONS

Turn each one into an opportunity.



## STEP 4

REHEARSE AGAIN IN THE SAME WAY AS STEP 2

